

MINISCULE WORKSHEETS – LARGE BRUSH PENS

Brush Lettering from A to Z by Emma Witte

A comprehensive guide to creating modern calligraphy with a brush pen



About these worksheets:

- These worksheets are designed to show you step-by-step how to create each letter of the miniscule (lowercase) alphabet using a LARGE brush pen (ideal for Artline Stix Brush Markers).
- Print a copy of these worksheets.
- Place smooth, translucent paper (such as Rhodia, tracing paper or vellum) over the top, so that you don't damage your brush pens on the rough printer paper, and so that you can reuse these worksheets again and again!
- Each letter is made up of multiple strokes.
- Follow the stroke instructions from left to right.
- Use the greyed-out letters to practise over, and if there's some blank space beside them, use that to freehand your own letters!
- Make sure to physically remove your pen from the page between each stroke.
- Don't forget: thin / light strokes up (away from you), thick / heavy strokes down (towards you).
- Lastly, have fun!

**For personal use only.
Not for distribution or reproduction.**

blackchalkco.com
hello@blackchalkco.com
instagram.com/blackchalkco
facebook.com/blackchalkco

MINISCULE WORKSHEETS – LARGE BRUSH PENS

Brush Pen Lettering
An introductory course by Black Chalk Collective

Specifically
designed
for use with
Artline Stix!

x ↗ + o + u = a a a

x ↗ + l + s + ↗ = b b b

x ↗ + c = c c c

For personal use only.
Not for distribution or reproduction.

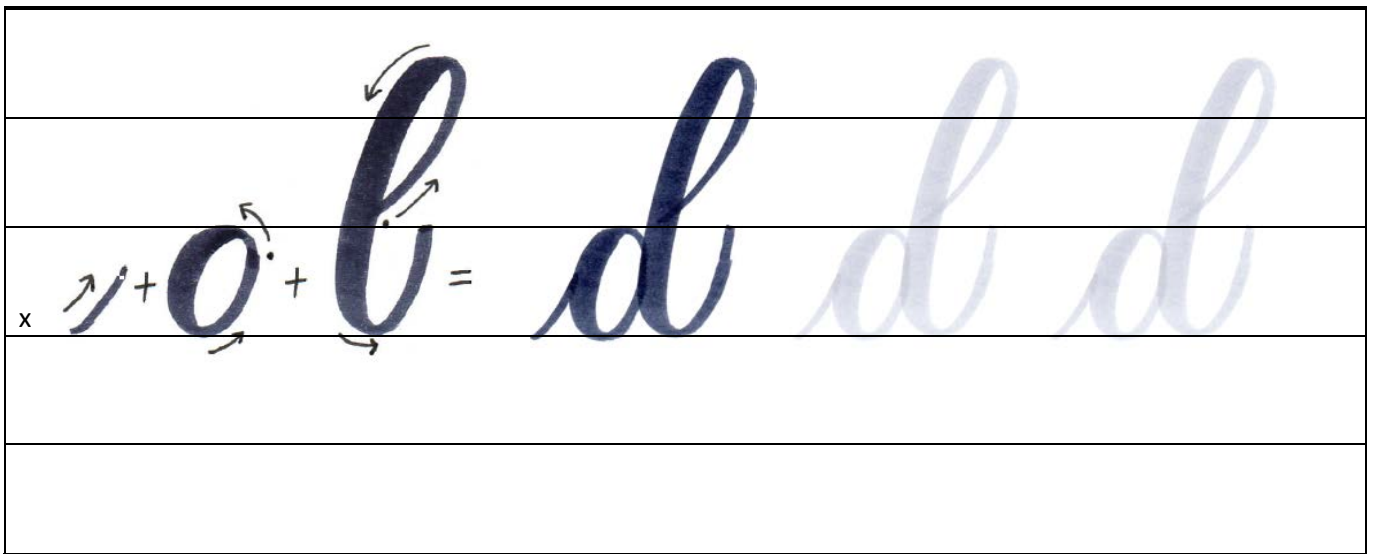



blackchalkco.com
hello@blackchalkco.com
instagram.com/blackchalkco
facebook.com/blackchalkco

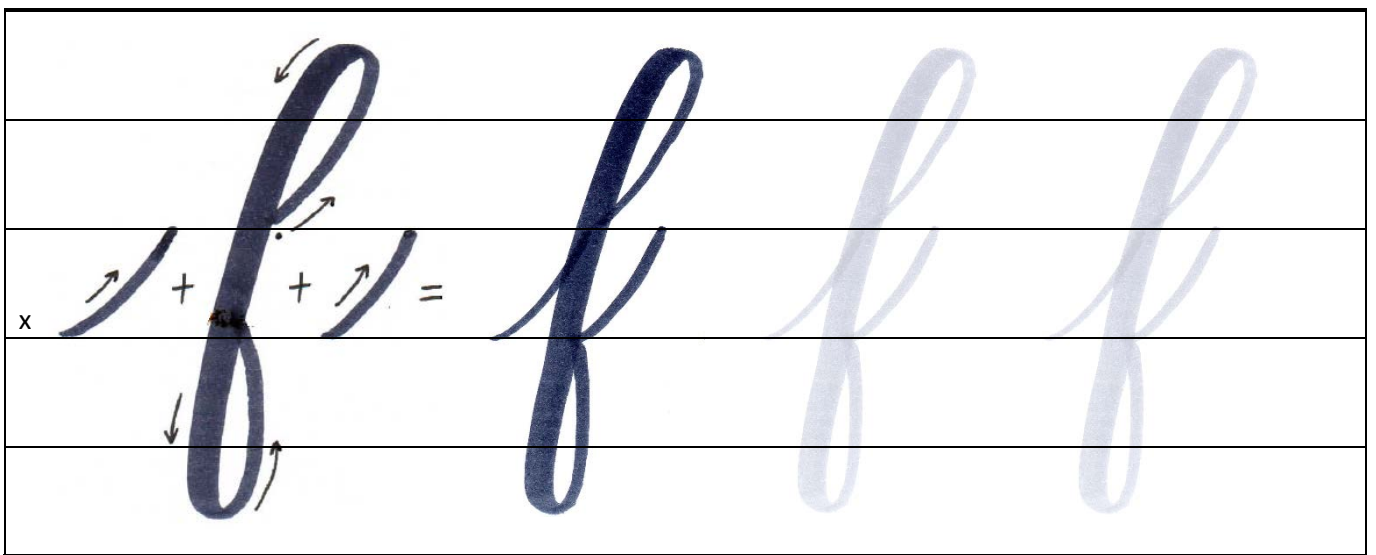
MINISCULE WORKSHEETS – LARGE BRUSH PENS

Brush Pen Lettering

An introductory course by Black Chalk Collective

x 

x 

x 

For personal use only.
Not for distribution or reproduction.



blackchalkco.com
hello@blackchalkco.com
instagram.com/blackchalkco
facebook.com/blackchalkco

MINISCULE WORKSHEETS – LARGE BRUSH PENS

Brush Pen Lettering

An introductory course by Black Chalk Collective

x ↗ + ↻ + ↘ + ↗ = g g g

x ↗ + ↻ + ↘ = h h h

x ↗ + ↘ = i i i

For personal use only.
Not for distribution or reproduction.




blackchalkco.com
hello@blackchalkco.com
instagram.com/blackchalkco
facebook.com/blackchalkco

MINISCULE WORKSHEETS – LARGE BRUSH PENS

Brush Pen Lettering

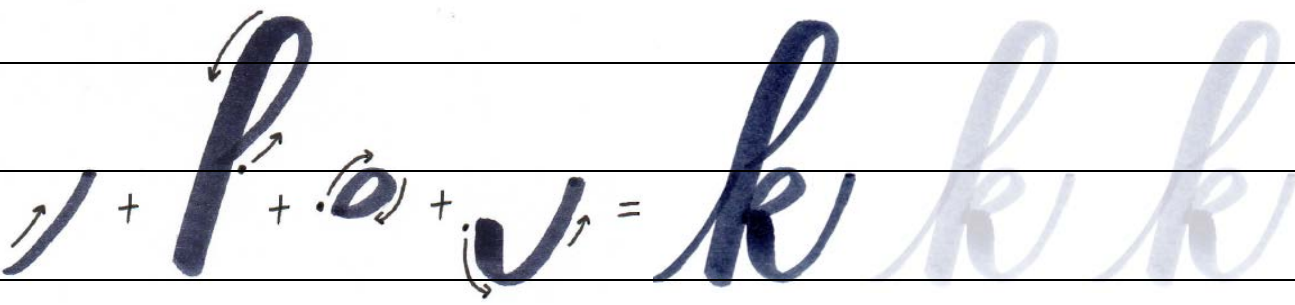
An introductory course by Black Chalk Collective

x



The diagram shows the stroke order for the cursive letter 'j'. It starts with a small upward curve, followed by a vertical line down to the baseline, and a final upward curve that loops under the baseline. This is followed by an equals sign and three examples of the letter 'j': one in dark blue with stroke order arrows, and two in light blue for tracing.

x



The diagram shows the stroke order for the cursive letter 'k'. It starts with a small upward curve, followed by a vertical line down to the baseline, a small circle, and a final upward curve that loops under the baseline. This is followed by an equals sign and three examples of the letter 'k': one in dark blue with stroke order arrows, and two in light blue for tracing.

x



The diagram shows the stroke order for the cursive letter 'l'. It starts with a small upward curve, followed by a vertical line down to the baseline, and a final upward curve that loops under the baseline. This is followed by an equals sign and three examples of the letter 'l': one in dark blue with stroke order arrows, and two in light blue for tracing.

For personal use only.
Not for distribution or reproduction.



blackchalkco.com
hello@blackchalkco.com
instagram.com/blackchalkco
facebook.com/blackchalkco

MINISCULE WORKSHEETS – LARGE BRUSH PENS

Brush Pen Lettering

An introductory course by Black Chalk Collective

x $n + n + v = m$ *m m m*

x $n + v = m$ *m m m*

x $l + o + u = o$ *o o o*

For personal use only.
Not for distribution or reproduction.



blackchalkco.com
hello@blackchalkco.com
instagram.com/blackchalkco
facebook.com/blackchalkco

MINISCULE WORKSHEETS – LARGE BRUSH PENS

Brush Pen Lettering

An introductory course by Black Chalk Collective

x ↗ + ↓ + ↻ + ↗ = p p p

x ↗ + ↻ + ↓ + ↗ = q q q

x ↗ + ↻ + ↘ = v v v

For personal use only.
Not for distribution or reproduction.

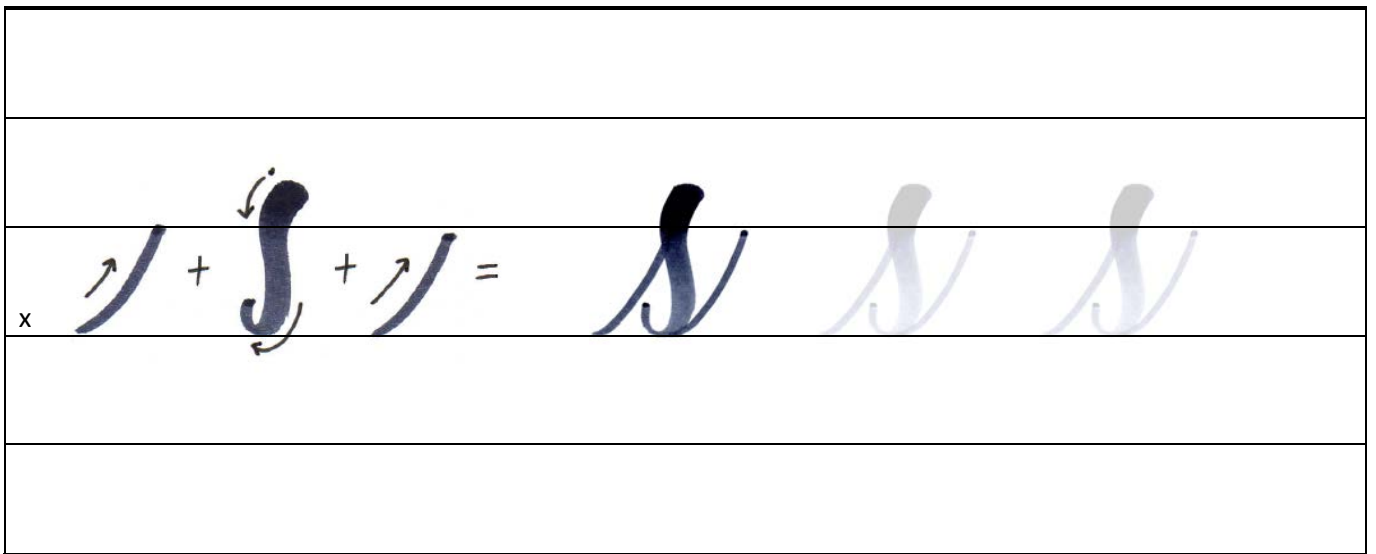



blackchalkco.com
hello@blackchalkco.com
instagram.com/blackchalkco
facebook.com/blackchalkco

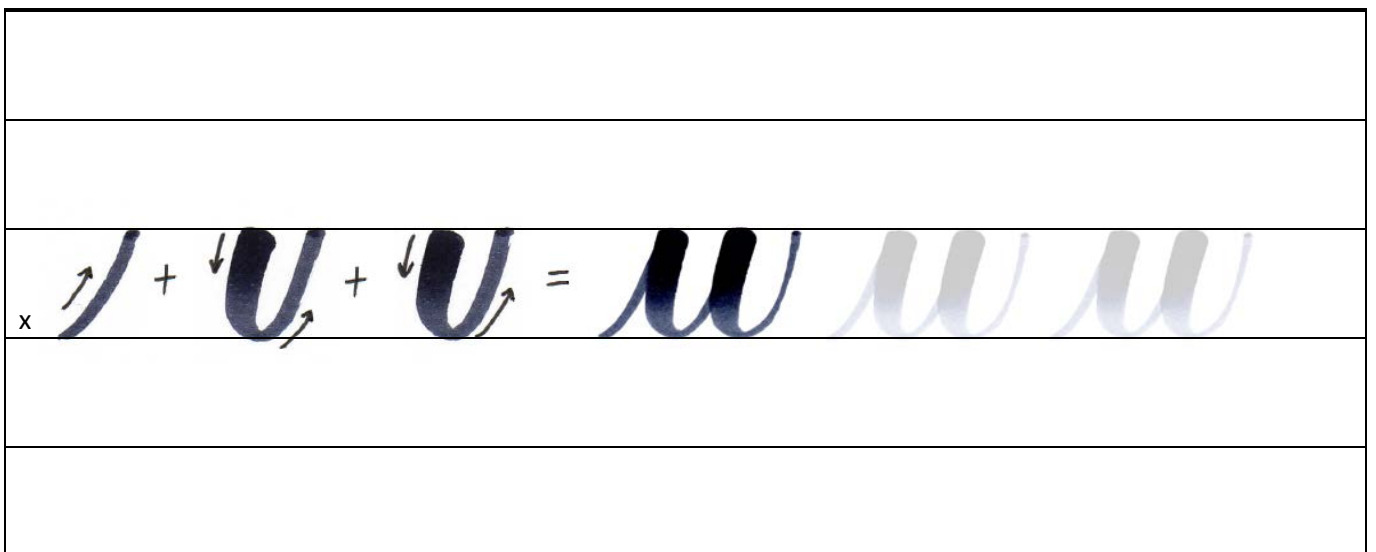
MINISCULE WORKSHEETS – LARGE BRUSH PENS

Brush Pen Lettering

An introductory course by Black Chalk Collective

x 

x 

x 

For personal use only.
Not for distribution or reproduction.

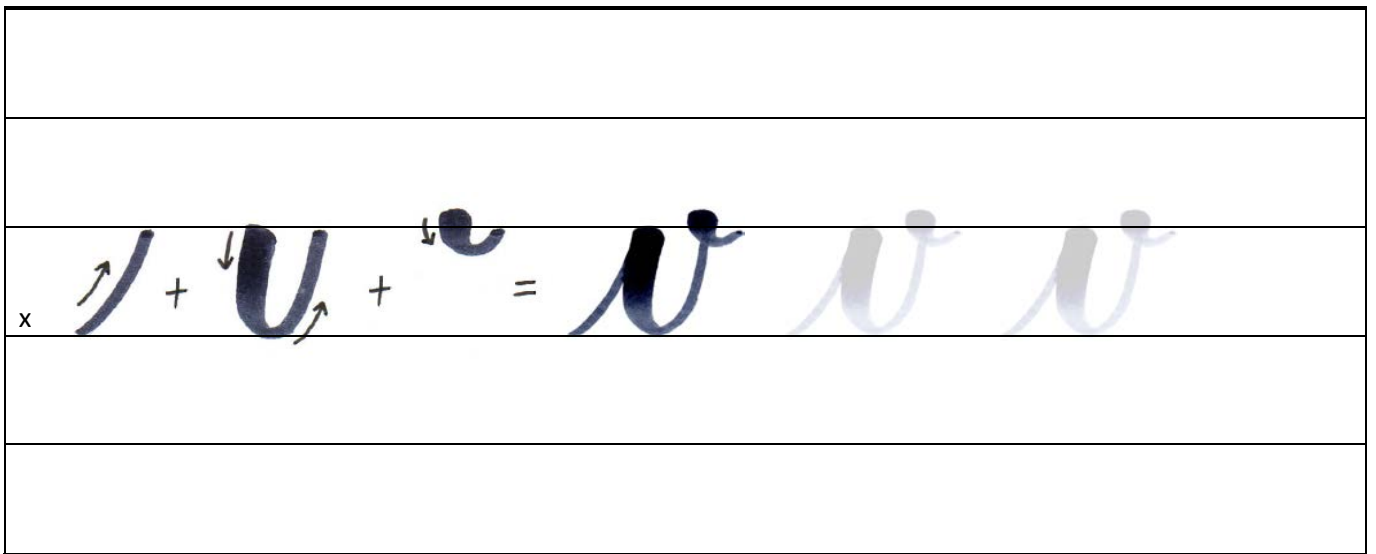


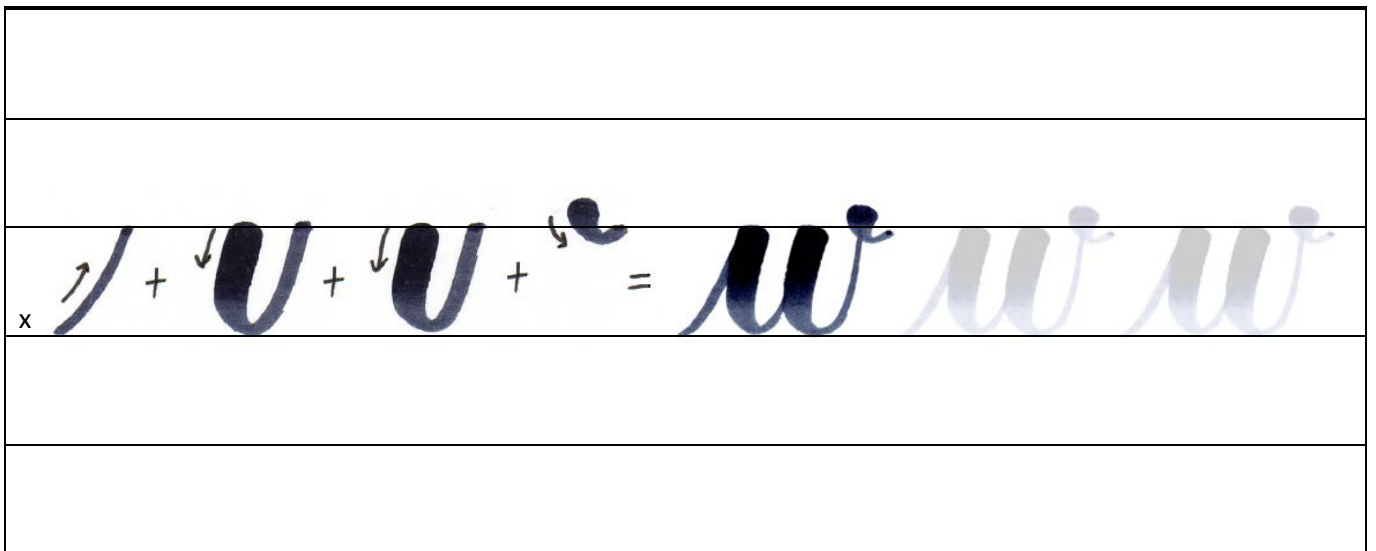
blackchalkco.com
hello@blackchalkco.com
instagram.com/blackchalkco
facebook.com/blackchalkco

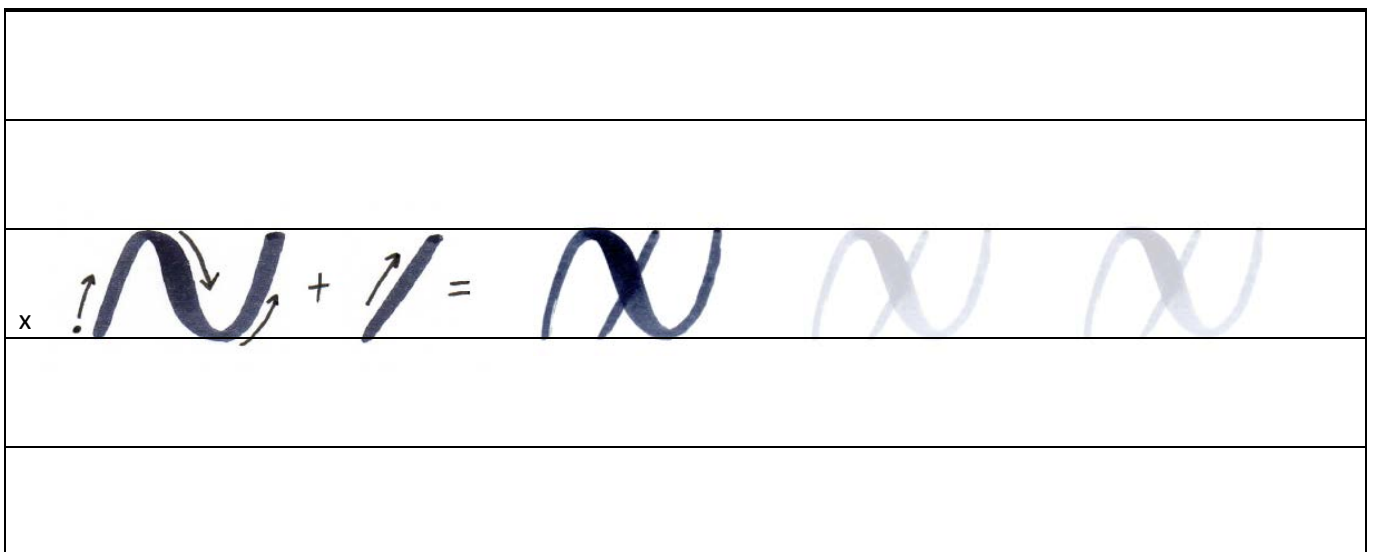
MINISCULE WORKSHEETS – LARGE BRUSH PENS

Brush Pen Lettering

An introductory course by Black Chalk Collective

x 

x 

x 

For personal use only.
Not for distribution or reproduction.




blackchalkco.com
hello@blackchalkco.com
instagram.com/blackchalkco
facebook.com/blackchalkco

MINISCULE WORKSHEETS – LARGE BRUSH PENS

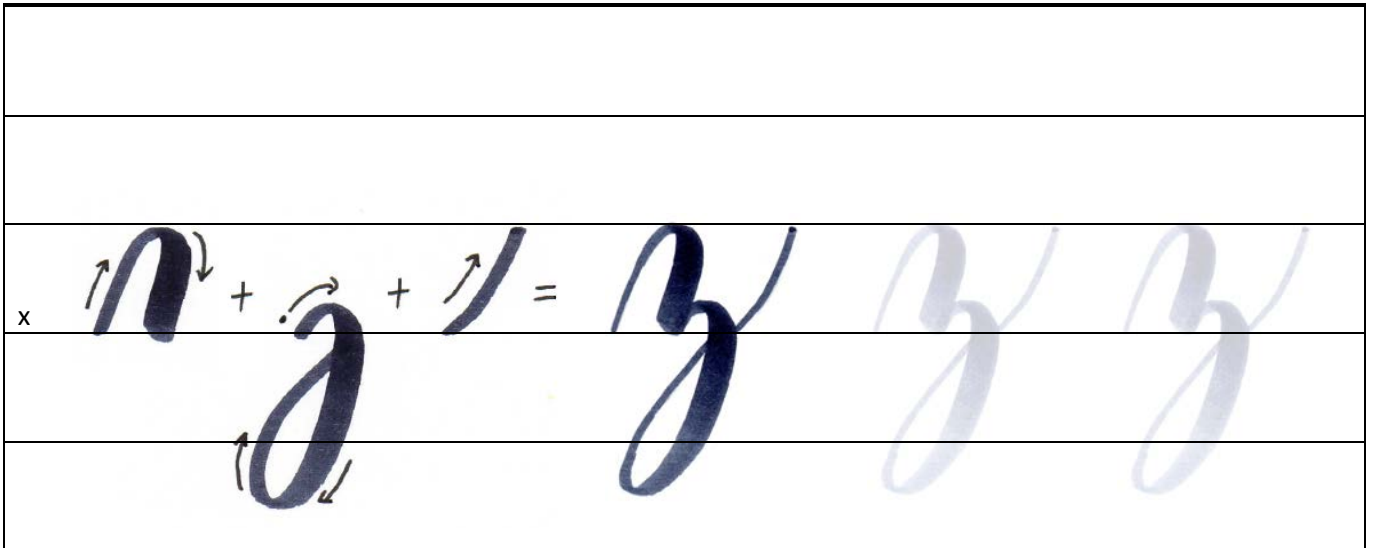
Brush Pen Lettering

An introductory course by Black Chalk Collective

x



x



For personal use only.
Not for distribution or reproduction.



blackchalkco.com
hello@blackchalkco.com
instagram.com/blackchalkco
facebook.com/blackchalkco